

## Ezi-LockOdour™

### SUPERIOR ODOUR CONTROL

Ezi-LockOdour Dual Layer Litter System is a sleek and revolutionary litter tray designed to reduce cat litter odours and make litter box cleaning quick and easy.

#### HOW IT WORKS

The urine passes through Natural Mineral Zeolite pellets to a highly absorbent pad below. The pad immediately absorbs and locks away liquid and odour.



## DISCOVER THE EZI-LOCKODOUR RANGE

### A KIT FOR EVERY CAT

Kits include everything you need for one month\*

#### OPEN KIT



The Ezi-LockOdour Dual Layer Cat Litter System Open Kit features an open type tray which helps with an easier access for your feline friend, whilst the curved higher walls prevent pellets spillage and mess.

This unit fully assembled measures W 42cm x D 54cm x H 26cm.

#### HOODED KIT



The Ezi-LockOdour Dual Layer Cat Litter System Hooded Kit features a hooded cover design which helps conceal mess whilst giving your feline friend ultimate privacy. The hooded cover can be easily hinged open allowing easy access for cleaning.

This unit fully assembled measures W 42cm x D 54cm x H 43cm.

Hood is *not* sold separately.

#### XL KIT



The Ezi-LockOdour Dual Layer Cat Litter System XL Kit is perfect for larger cats or homes with more than one cat.

The bigger design means even more comfort for your feline friend, as well as higher walls that conceal mess in the home.

This unit fully assembled measures W 70cm x D 47cm x H 35cm.

## REFILL LINEUP

#### Natural Mineral Zeolite Pellets 2L



#### 4 Pack Absorbent Pads



#### 10 Pack Absorbent Pads



VALUE PACK



\*For use of Ezi-LockOdour per 1 cat (weight up to 8kg)

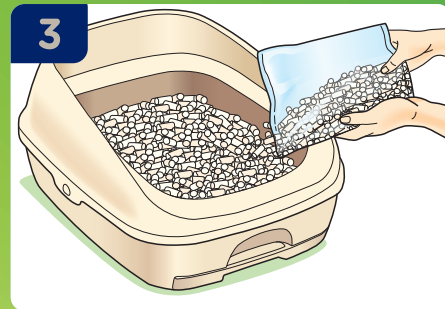
## SIMPLE SET UP & MAINTENANCE



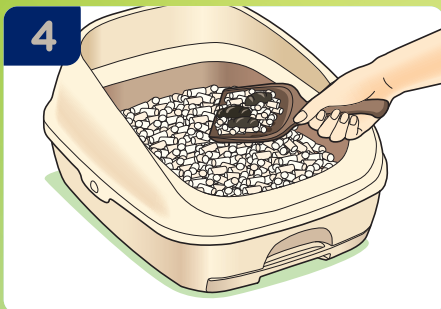
Snap the sidewall onto the grated base.



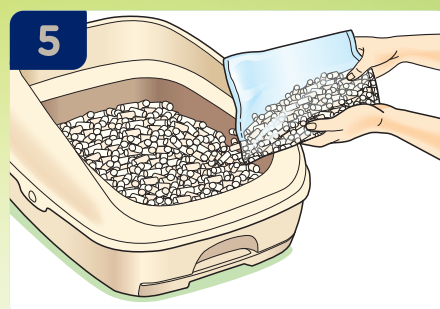
Place one absorbent pad (soft side up) in the drawer & slide into the base.



For the Open & Hooded Kit, fill 2L pellets into the top tray for one month supply. For the XL Kit, fill approximately 4L pellets for one month supply.



Scoop out solid waste and dispose of daily. NOTE: Pellets do not clump.



Add more pellets as needed. We recommend that you replace the pellets completely once a month.



Slide drawer out to replace the disposable pad weekly. Drawer can also be rotated without touching the pad, to distribute liquid evenly across the pad.



Fold liquid filled absorbent pad with the white side on the inside & the green side facing out.



Hold the folded pad firmly & remove absorbent pad & dispose of in the bin. Replace with a fresh pad.

- These illustrations are for the Open Kit; however, please follow the same steps for Hooded and XL Kits.
- Each Ezi-LockOdour Pad lasts up to one week for one cat (3 days for 2 cats). Each Extra-Absorbent pad lasts up to one week for two cats. Pellets lasts up to one month.
- Tray can be washed with warm or cold water.

## TRANSITIONING TIPS

Be patient, some cats may take longer than others to make the switch. Don't force your cat into the new litter system.

If your cat finds it difficult to make the switch, set up the **Ezi-LockOdour Dual Layer System** right next to their previous tray.

Move some clumps and solid waste from the old litter tray to the clean **Ezi-LockOdour Dual Layer Litter System** as this will help them to recognise their new toilet.

Stop cleaning the old litter tray. Cats like being clean, so make the new **Ezi-LockOdour Dual Layer Litter System** the most appealing option.

Transition  
success  
rate  
**99%\***



\* Based on consumer test conducted by Unicharm, 79 out of 80 cats have successfully transitioned from clumping litter to the Ezi-LockOdour dual litter system.



Scan the QR code for more information on Ezi-LockOdour

[www.ezilockodour.com.au](http://www.ezilockodour.com.au)



[facebook.com/EziLockOdour](https://facebook.com/EziLockOdour)



[instagram.com/EziLockOdour](https://instagram.com/EziLockOdour)

